

ACCESS CODES

- ✓ **BIOLOGY**
- ✓ **BIOLOGY HONORS**
- ✓ **AP BIOLOGY**
- ✓ **CHEMISTRY**
- ✓ **CHEMISTRY HONORS**
- ✓ **PHYSICS**

2012-2013

Biology and Biology Honors (Miller)

1. Go to website:
www.pearsonsuccessnet.com.
2. If you are a new customer, please register at this time.
 - a. Enter your Access Code: **PHSCSE12FLENBIOMLT**
 - b. Enter "Next"
 - c. Fill out registration page. In the zip code section, enter your school's zip code. As you enter numbers, the list will decrease to show only the school or district sites for ZIP codes that match the entered numbers. When you see your school, highlight it and enter the rest of the information.
 - d. Enter "Register"
3. If you are an existing customer, please login at this time.
 - a. Enter your Username and Password

The screenshot shows the Pearson SuccessNet homepage. On the left, there is a login section with fields for 'User name' and 'Password', each with a 'Forgot' link. Below these is a 'Log in' button. Underneath the login section, there is a message: 'To get your user name and password, register using your access code.' followed by a 'Register' button. At the bottom of this section, it says 'Assessments Powered by Success Tracker'. On the right side, there is a 'Get support.' section with a 'Technical Support' button and a link to 'Check your computer's settings'. Below that is a 'Notices' section with several announcements, including a system upgrade notice and a notice for teachers about a new change to their homepage. At the very bottom, there is a copyright notice for Pearson Education, Inc. from 2005-2010, with links to 'Privacy Statement', 'Terms of Use', and 'System Requirements'.

Pearson SuccessNet
Your Personalized Path to Classroom Success

To log in, enter your user name and password and click on the log in button below.
The user name and password fields are case sensitive.

User name: [Forgot your Username?](#)

Password: [Forgot your password?](#)

To get your user name and password, register using your access code.

Assessments Powered by Success Tracker™

Get support.

Click below to get the technical support you need.

[Check your computer's settings](#)

Notices

Administrators and Teachers: Please check the message center for information on the new PSN 7.0 release.

Pearson SuccessNet will be performing a system upgrade at 00:01am EDT on 8/18. There should be no impact to customer usage.

*****ATTENTION TEACHERS*****

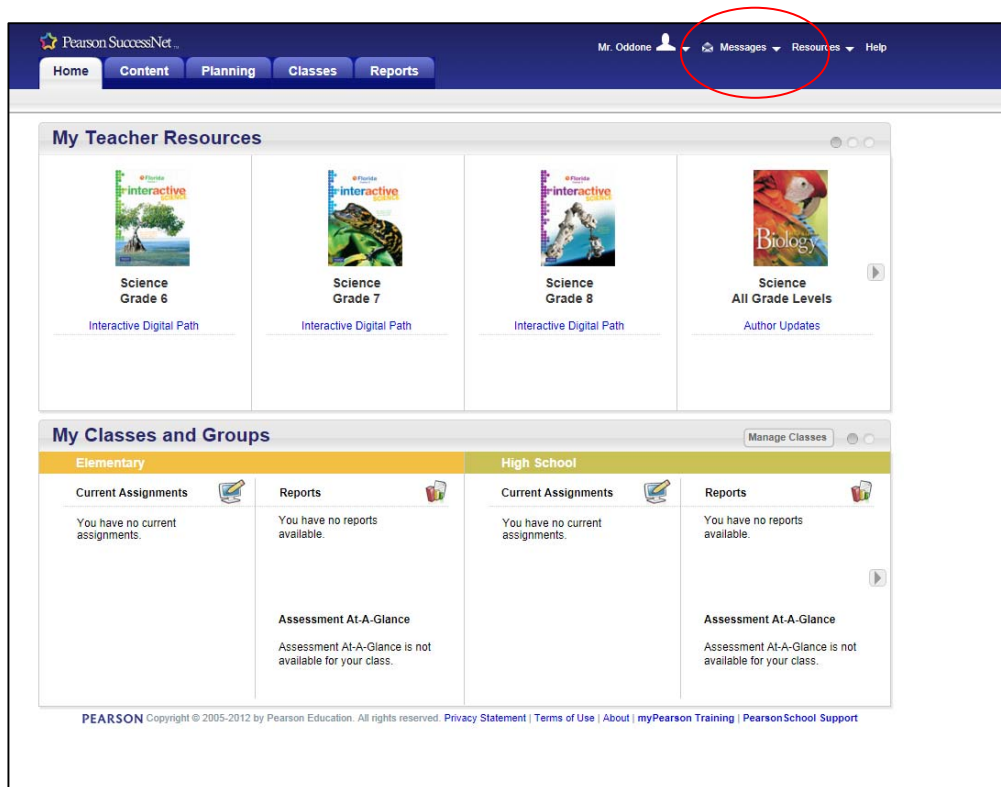
If you are using enVisionMATH OR products with copyright dates of 2010 or greater, your home page may be changing. Please click the following link to learn about the changes: <http://knowledgebase.pearsonschool.com/kmp/article/AA-05285>. A video, explaining the changes is also available: http://www.mypearsontraining.com/tutorials/snet12_teachers_newchangestoyourhomepage/player.html

Please Note: If you encounter screen distortion, use Ctrl+R to clear your screen view.

Additional Resources to help you get started:
[myPearsonTraining.com](#)
[Getting Started with Pearson SuccessNet](#)

PEARSON Copyright © 2005-2010 Pearson Education, Inc. All rights reserved. Please read our [Privacy Statement](#) and [Terms of Use](#) and [System Requirements](#).

- a. Go to "My Account" in the drop down menu next to your name



- b. Within the My Account page, go to the end of "My Products" and select "Manage Products"
- c. Within the "Manage Products" page
- d. Select "Add new products"

My Products

Add selected products to your class/group

Add new products

Product Name	Remove Products	Product Type	Associated Classes/Groups	Display in My Books
<input type="checkbox"/> Reading Leveled Readers 2007 English Bundle		Student Edition Textbook	Elementary	Show
<input type="checkbox"/> Science Success Tracker @2006 Grade 1		Success Tracker	Elementary	
<input type="checkbox"/> Science Take It to the Net Gr1		Student Edition Textbook	Elementary	Show
<input type="checkbox"/> Science Online Student Edition Gr 1 (FL)		Student Edition Textbook	Elementary	Show
<input type="checkbox"/> Science Success Tracker @2006 Grade 2		Success Tracker	Elementary	
<input type="checkbox"/> Science Take It to the Net Gr2		Student Edition Textbook	Elementary	Show
<input type="checkbox"/> Science Online Student Edition Gr 2 (FL)		Student Edition Textbook	Elementary	Show
<input type="checkbox"/> Science Success Tracker @2006 Grade 3		Success Tracker	Elementary	
<input type="checkbox"/> Science Take It to the Net Gr3		Student Edition Textbook	Elementary	Show
<input type="checkbox"/> Science Online Student Edition Gr 3 (FL)		Student Edition Textbook	Elementary	Show
<input type="checkbox"/> Science Success Tracker @2006 Grade 4		Success Tracker	Elementary	
<input type="checkbox"/> Science Take It to the Net Gr4		Student Edition Textbook	Elementary	Show
<input type="checkbox"/> Science Online Student Edition Gr 4 (FL)		Student Edition Textbook	Elementary	Show
<input type="checkbox"/> Science Success Tracker @2006 Grade 5		Success Tracker	Elementary	
<input type="checkbox"/> Science Take It to the Net Gr5		Student Edition Textbook	Elementary	Show
<input type="checkbox"/> Science Online Student Edition Gr 5 (FL)		Student Edition Textbook	Elementary	Show
<input type="checkbox"/> Science Online Student Edition Gr6		Student Edition Textbook	Middle School	Show
<input type="checkbox"/> Science Success Tracker @2006 Grade 6		Success Tracker	Middle School	
<input type="checkbox"/> Science Take It to the Net Gr6		Student Edition Textbook	Middle School	Show
<input type="checkbox"/> Science Leveled Readers		Student Edition Textbook	Middle School	Show

e. Enter the Access Code

Pearson SuccessNet

Mr. Oddone Messages Resources Help

Home Content Planning Classes Reports

Add New Products

*= Required field

Enter the product access code and click Check code below.

Access code: Check code

Important Notice: If you are adding a new product with a copyright of 2009 or higher, your home page and top navigation options may change. Our newer products have new features, and this enhanced home page has been designed to help you navigate to all of the products and features you have registered to your account.

- After entering the access code, please log out and log back in to SuccessNet in order to display changes.
- Added textbooks will be displayed on the Teacher Resources page.

AP Biology (Campbell)

1. Go to website:

<https://legacy.dadeschools.net/exchweb/bin/redir.asp?URL=http://www.PearsonSchool.com/Access>

Enter access code:

For teachers:

SENAST

For students:

SSNAST

PEARSON ALWAYS LEARNING

PREK-12 EDUCATION

Search by author, title, ISBN

Contact Your Account Executive

PRODUCTS & SERVICES DIGITAL & MOBILE STORE PRE K-12 TOPICS Shopping Cart (0)

Home > Access

Welcome to MyLab and Mastering from Pearson

You will need your access code at this time to complete the registration process.
Sample Code: AAAAAA-BBBBBB-CCCCC-DDDDD-EEEE-FFFF

To begin the registration process, enter the first 6 letters of your access code below.

Enter Code

Sample code shown above

[Technical Support](#)
phwebaccess@custhelp.com

2. Click on Covered titles

PREK-12 EDUCATION

Search by author, title, ISBN

Contact Your Account Executive

PRODUCTS & SERVICES DIGITAL & MOBILE STORE PRE K-12 TOPICS Shopping Cart (0)

Home > Access > Access Codes - SE

MyLab and Mastering from Pearson

Register your code here.

To register your access codes, simply select your discipline and textbook or resource from the drop down menu and follow the on-screen instructions.

- **Covered Titles**

How do I renew my access after the first year?

For customers that have purchased a qualified print text program accompanied by MyLab or Mastering access, at the end of the calendar school year, for up to 6 years, the registered teachers will receive renewal access via e-mail to the e-mail address provided during the registration process above.

Technical Support for Password-Protected Web sites
phwebaccess@custhelp.com

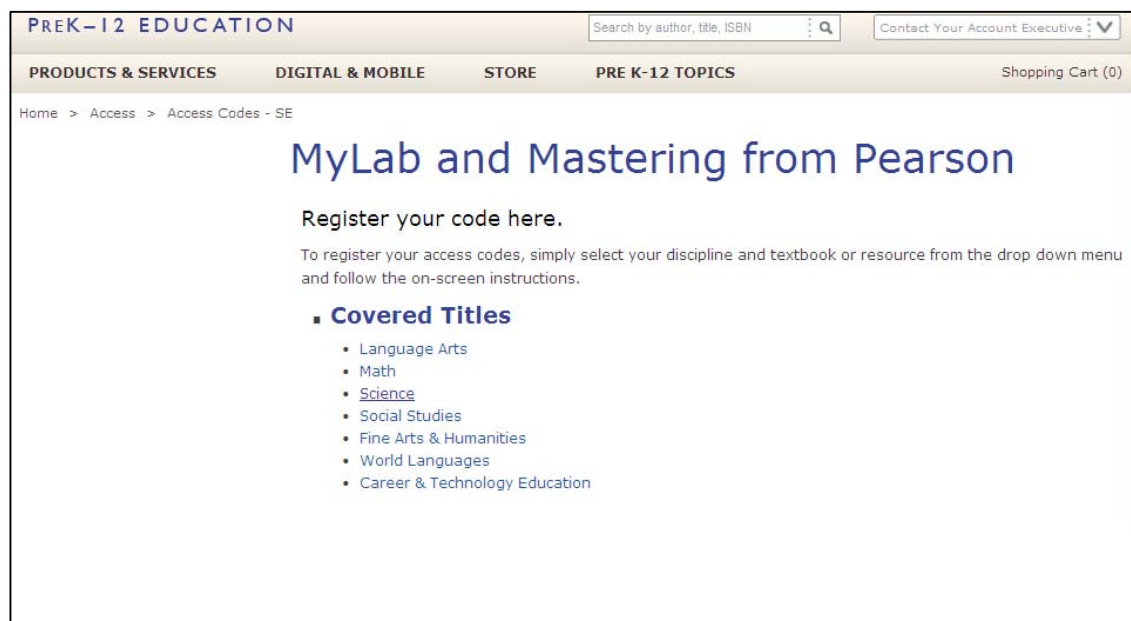
Terms of Use Privacy Statement Rights and Permissions Accessibility Web Codes Jobs and Careers Contact Us

Visit > [T](#) [t](#) [f](#)

Google Site Search Search

Copyright © 2012 Pearson Education, Inc. or its affiliate(s). All rights reserved.

3. Click on Science



PREK-12 EDUCATION

Search by author, title, ISBN

Contact Your Account Executive

PRODUCTS & SERVICES DIGITAL & MOBILE STORE PRE K-12 TOPICS Shopping Cart (0)

Home > Access > Access Codes - SE

MyLab and Mastering from Pearson

Register your code here.

To register your access codes, simply select your discipline and textbook or resource from the drop down menu and follow the on-screen instructions.

- **Covered Titles**
 - Language Arts
 - Math
 - Science
 - Social Studies
 - Fine Arts & Humanities
 - World Languages
 - Career & Technology Education

4. Click on Campbell, Biology 9e AP* Edition



- **Covered Titles**
 - Language Arts
 - Math
 - Science
 - Audesirk, Biology: Life on Earth with Physiology 8e/9e
 - Bennett, The Cosmic Perspective 2e
 - Bennett, The Essential Cosmic Perspective 3e
 - Brown/LeMay/Bursten, Chemistry: The Central Science 12e AP Edition
 - Brown/Lemay, Chemistry: The Central Science 11e AP* Edition
 - Brown/Lemay, Chemistry: The Central Science 10e
 - **Campbell, Biology 9e AP* Edition**
 - Campbell, Biology 8e AP* Edition
 - Campbell, Biology 6e AP* Edition
 - Campbell, Biology 5e/7e AP* Edition
 - Campbell, Biology: Concepts & Connections 7e (MasteringBiology with eText)
 - Campbell, Biology: Concepts & Connections 6e
 - Campbell, Biology: Concepts & Connections 5e
 - Campbell, Essential Biology 1e/2e
 - Campbell, Essential Biology with Physiology 2e
 - Chaisson, Astronomy Today 7e (MasteringAstronomy with eText)
 - Chaisson, Astronomy Today 6e (MasteringAstronomy with eText)
 - Chaisson, Astronomy Today 6e
 - Freeman, Biological Science 2e
 - Hewitt, Conceptual Physics 11e
 - Hewitt, Conceptual Physics 9e/10e
 - Hewitt, Conceptual Physical Science: Explorations 2e
 - Hewitt, Conceptual Physical Science: Explorations 1e
 - Hewitt, Conceptual Integrated Science: Explorations 1e
 - Hewitt, Conceptual Integrated Science 1e/1e Media
 - Knight, Physics for Scientists & Engineers: A Strategic Approach with Modern Physics, 3e

Click on Teacher Registration

■ Covered Titles

- Language Arts
- Math
- Science
 - Audesirk, Biology: Life on Earth with Physiology 8e/9e
 - Bennett, The Cosmic Perspective 2e
 - Bennett, The Essential Cosmic Perspective 3e
 - Brown/Lemay/Bursten, Chemistry: The Central Science 12e AP Edition
 - Brown/Lemay, Chemistry: The Central Science 11e AP* Edition
 - Brown/Lemay, Chemistry: The Central Science 10e
 - Campbell, Biology 9e AP* Edition

Campbell/Reece, Campbell Biology

9e AP* Edition (MasteringBiology with eText) ©2011, ISBN: 0131375040


Does the above information exactly describe the textbook you are using?

If YES, proceed with the Web site registration process by clicking on the appropriate link below. Please have your access code ready, as you will need it in the next step of this process

- [Teacher Registration](#)

If NO, this service is currently not available with your textbook.

- Campbell, Biology 8e AP* Edition
- Campbell, Biology 6e AP* Edition
- Campbell, Biology 5e/7e AP* Edition
- Campbell, Biology: Concepts & Connections 7e (Mastering Biology with eText)
- Campbell, Biology: Concepts & Connections 6e



5. Accept the Agreement

6. Enter Access Code

Teachers:

SENAST-PPRIL-SULCI-MEWED-MYTHS-OOSSE

Students:

SSNAST-SMALL-SULCI-MEWED-MYTHS-LIKES

The screenshot shows the 'Steps to Register' progress bar at the top with three steps: 'Access Information' (selected), 'Account Information', and 'Confirmation & Summary'. The main heading is 'Access Information'. Below it, there's a question 'Do you have a Pearson Education account?' with three radio button options: 'Yes', 'No', and 'Not Sure'. The next section is 'Access Code', with the instruction 'Enter your access code.' Below this is a form for the access code, consisting of six individual input boxes separated by hyphens. A link 'Switch to a single box for pasting your access code' is provided. To the right of the input boxes is an 'Example' box containing the text 'SIMPLE-FRILL-TONLE-WEIRS-CHOIR-FLEES'. At the bottom right are 'Cancel' and 'Next' buttons. The footer contains copyright information and links to 'Customer Technical Support', 'Privacy Policy', and 'License Agreement'.

PEARSON Steps to Register

Access Information Account Information Confirmation & Summary

Access Information

* Fields are required Video Tutorial Help ?

MasteringBIOLOGY

Do you have a Pearson Education account?

☐ Yes

☐ No

☐ Not Sure

Access Code ?

Enter your access code.

* Access Code

- - - - -

Example

SIMPLE-FRILL-TONLE-WEIRS-CHOIR-FLEES

Cancel Next

Copyright Pearson Education, 1997-2012

[Customer Technical Support](#) | [Privacy Policy](#) | [License Agreement](#)

7. Enter or update account information

8. Click Next

9. Print Log In Page and expect confirmation email

10. Log in

Chemistry and Chemistry Honors (Wilbraham)

Go to website:

<https://www.successnetplus.com/>

The screenshot shows the SuccessNet Plus website. The top navigation bar includes links for Features, Demos, Registration, and Help and Support. The main content area is divided into two columns. The left column features a large banner for 'Personalized Learning Management for the K-12 Classroom' with the Pearson logo and the tagline 'ALWAYS LEARNING'. Below the banner, there are three icons representing 'Customizable Curriculum', 'Assessment-Based Instruction', and 'Simplified Management'. A section titled 'Need help Closing Classes for the school year?' provides information about closing classes before the summer and includes links to 'Watch the video tutorial' and 'Download the how-to-guide'. The right column contains a 'Returning User' section with a 'Check Your Settings' button, a login form with fields for Username (pre-filled with 'FLCHEMREVW') and Password, a 'Log In' button, and a 'Forgot your password? Recover it here.' link. Below the login section is a 'Need a Log In?' section with a 'Register' button. At the bottom of the right column is an 'Announcements' section listing three items: 'System Maintenance Scheduled for August 4, 2012', 'Free Help with SuccessNet Plus!', and 'Announcing SuccessNet Plus v2.3', with a 'View All' link. The footer includes the Pearson Canada logo, a 'Find Your Rep' button, a 'Mobile Apps & eTexts' button, and a copyright notice for 2010 Pearson Education, Inc.

SuccessNet Plus

Features Demos Registration Help and Support

Personalized Learning Management for the K-12 Classroom

Learn about the powerful management system behind Pearson's newest programs

ALWAYS LEARNING

PEARSON

Customizable Curriculum Assessment-Based Instruction Simplified Management

Need help Closing Classes for the school year?

The end of the school year is near and you may want to clean up your classes on SuccessNet Plus before leaving for the summer. Watch our helpful video tutorial, or download the print how-to guide, showing how to close your classes and release student licenses on the roster.

Then you'll be ready for a fresh start next year!

[Watch the video tutorial](#)

[Download the how-to-guide](#)

[Check Your Settings](#)

Returning User

Username Password

FLCHEMREVW

Log In

Forgot your password? [Recover it here.](#)

Need a Log In?

[Register](#)

Announcements

- System Maintenance Scheduled for August 4, 2012
- Free Help with SuccessNet Plus!
- Announcing SuccessNet Plus v2.3

[View All](#)

Pearson Canada Find Your Rep Mobile Apps & eTexts

Copyright © 2010 Pearson Education, Inc. All rights reserved. Please read our [Privacy Statement](#) and [Terms of Use](#) and [System Requirements](#).

1. Enter Username and Password
Username: FLCHEMREVWR1@pearson.com
Password: FL_CHEMREVWR1

2. Click Login

SuccessNet Plus

Welcome Florida Reviewer | Mail | My Profile | Help | Support | Sign out

ADD CHANNELS

Products and Classes CREATE CLASS OPTIONS - X

Chemistry PEARSON CONTENT CUSTOM CONTENT eTEXT

Chemistry Test Class	Coursework	Student Performance	Enrollments
Chemistry Test Class	Coursework	Student Performance	Enrollments
Pearsonchem.com, Florida Edition Demo	Coursework	Student Performance	Enrollments
Pearsonchem.com, Florida Edition Demo	Coursework	Student Performance	Enrollments
Pearsonchem.com, Florida Edition Demo	Coursework	Student Performance	Enrollments
Pearsonchem.com, Florida Edition Demo	Coursework	Student Performance	Enrollments

To associate the classes below with a product select **Add this Class to a Product** in the Options menu.

seminole county chemistry	Coursework	Student Performance	Enrollments
seminole chemistry class	Coursework	Student Performance	Enrollments
Chemistry Honors - Period 1	Coursework	Student Performance	Enrollments

Calendar OPTIONS - X

Click Pearson Content and then click the Calendar button (at the top left of the product page) to set up your calendar.

Announcements OPTIONS -

No announcements found.

Manage All


In this Demo account you can access the book content by clicking on

- Pearson Content – Resources available (e.g., Assessments, Lesson Plans, etc.)
- Custom Content -
- eText – Student and Teacher editions

The Demo account will not allow for files to be modified.

Physics (Hewitt) – eTextbook only. TE book and CD-Rom will ship to schools.

1. Go to website:
www.pearsonsuccessnet.com.
2. If you are a new customer, please register at this time.
 - b. Enter your Access Code: **PHSCSE09NTEN10T**
 - c. Enter "Next"
 - d. Fill out registration page. In the zip code section, enter your school's zip code. As you enter numbers, the list will decrease to show only the school or district sites for ZIP codes that match the entered numbers. When you see your school, highlight it and enter the rest of the information.
 - e. Enter "Register"
3. If you are an existing customer, please login at this time.
 - a. Enter your Username and Password



Pearson SuccessNet


Your Personalized Path to Classroom Success

To log in, enter your user name and password
and click on the log in button below.
The user name and password fields are case sensitive.

User name: [Forgot your Username?](#)

Password: [Forgot your password?](#)

To get your user name and password,
register using your access code.

Assessments Powered by  Tracker™

Get support.

Click below to get the technical support you need.

[Check your computer's settings](#)

Notices

Administrators and Teachers: Please check the message center for information on the new PSN 7.0 release.

Pearson SuccessNet will be performing a system upgrade at 00:01am EDT on 8/18. There should be no impact to customer usage.

*****ATTENTION TEACHERS*****

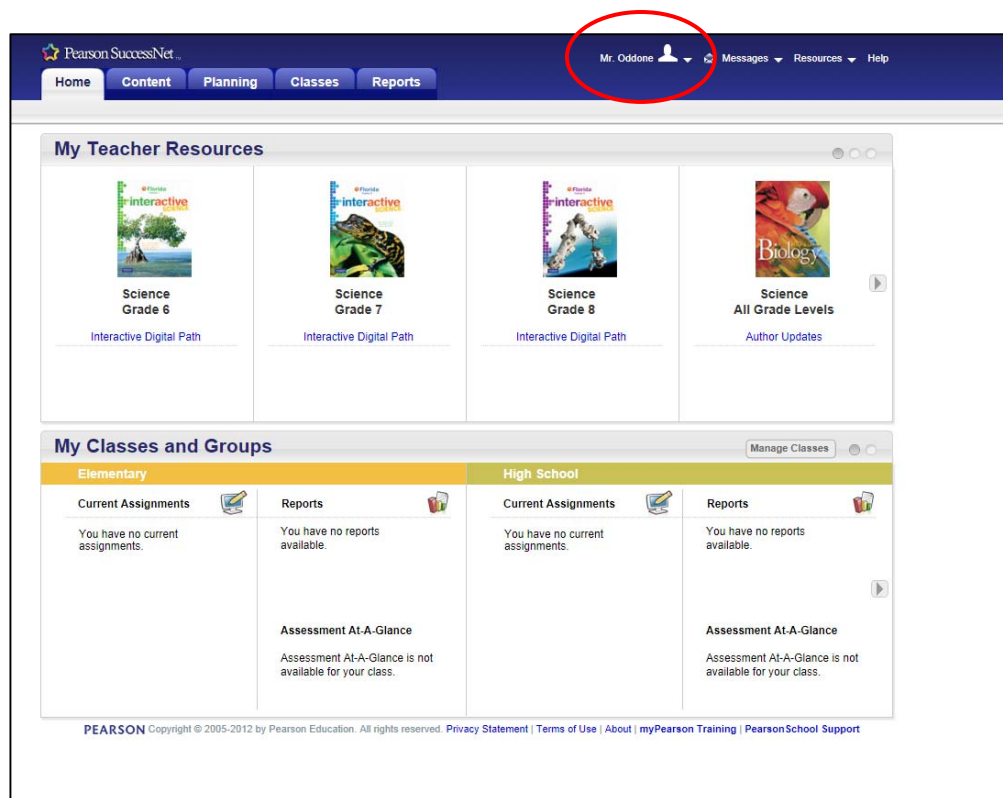
If you are using enVisionMATH OR products with copyright dates of 2010 or greater, your home page may be changing. Please click the following link to learn about the changes: <http://knowledgebase.pearsonschool.com/kmp/article/AA-05285>. A video, explaining the changes is also available: http://www.mypearsontraining.com/tutorials/snet12_teachers_newchanges2yourhomepage/player.html

Please Note: If you encounter screen distortion, use Ctrl+R to clear your screen view.

Additional Resources to help you get started:
myPearsonTraining.com
[Getting Started with Pearson SuccessNet](#)

PEARSON Copyright © 2005–2010 Pearson Education Inc. All rights reserved. Please read our [Privacy Statement](#) and [Terms of Use](#) and [System Requirements](#).

- h. Go to “My Account” in the drop down menu next to your name



- i. Within the My Account page, go to the end of "My Products" and select "Manage Products"
- j. Within the "Manage Products" page
- k. Select "Add new products"

My Products


Add selected products to your class/group

Add new products

Product Name	Remove Products	Product Type	Associated Classes/Groups	Display in My Books
<input type="checkbox"/> Reading Leveled Readers 2007 English Bundle		Student Edition Textbook	Elementary	Show
<input type="checkbox"/> Science Success Tracker @2006 Grade 1		Success Tracker	Elementary	
<input type="checkbox"/> Science Take It to the Net Gr1		Student Edition Textbook	Elementary	Show
<input type="checkbox"/> Science Online Student Edition Gr 1 (FL)		Student Edition Textbook	Elementary	Show
<input type="checkbox"/> Science Success Tracker @2006 Grade 2		Success Tracker	Elementary	
<input type="checkbox"/> Science Take It to the Net Gr2		Student Edition Textbook	Elementary	Show
<input type="checkbox"/> Science Online Student Edition Gr 2 (FL)		Student Edition Textbook	Elementary	Show
<input type="checkbox"/> Science Success Tracker @2006 Grade 3		Success Tracker	Elementary	
<input type="checkbox"/> Science Take It to the Net Gr3		Student Edition Textbook	Elementary	Show
<input type="checkbox"/> Science Online Student Edition Gr 3 (FL)		Student Edition Textbook	Elementary	Show
<input type="checkbox"/> Science Success Tracker @2006 Grade 4		Success Tracker	Elementary	
<input type="checkbox"/> Science Take It to the Net Gr4		Student Edition Textbook	Elementary	Show
<input type="checkbox"/> Science Online Student Edition Gr 4 (FL)		Student Edition Textbook	Elementary	Show
<input type="checkbox"/> Science Success Tracker @2006 Grade 5		Success Tracker	Elementary	
<input type="checkbox"/> Science Take It to the Net Gr5		Student Edition Textbook	Elementary	Show
<input type="checkbox"/> Science Online Student Edition Gr 5 (FL)		Student Edition Textbook	Elementary	Show
<input type="checkbox"/> Science Online Student Edition Gr6		Student Edition Textbook	Middle School	Show
<input type="checkbox"/> Science Success Tracker @2006 Grade 6		Success Tracker	Middle School	
<input type="checkbox"/> Science Take It to the Net Gr6		Student Edition Textbook	Middle School	Show
<input type="checkbox"/> Science Leveled Readers		Student Edition Textbook	Middle School	Show

I. Enter the Access Code

Pearson SuccessNet

Mr. Oddone  Messages Resources Help

Home Content Planning Classes Reports

Add New Products

*= Required field

Enter the product access code and click Check code below.

Access code: [Check code](#)

Important Notice: If you are adding a new product with a copyright of 2009 or higher, your home page and top navigation options may change. Our newer products have new features, and this enhanced home page has been designed to help you navigate to all of the products and features you have registered to your account.

- m. After entering the access code, please log out and log back in to SuccessNet in order to display changes.
- n. Added textbooks will be displayed on the Teacher Resources page.